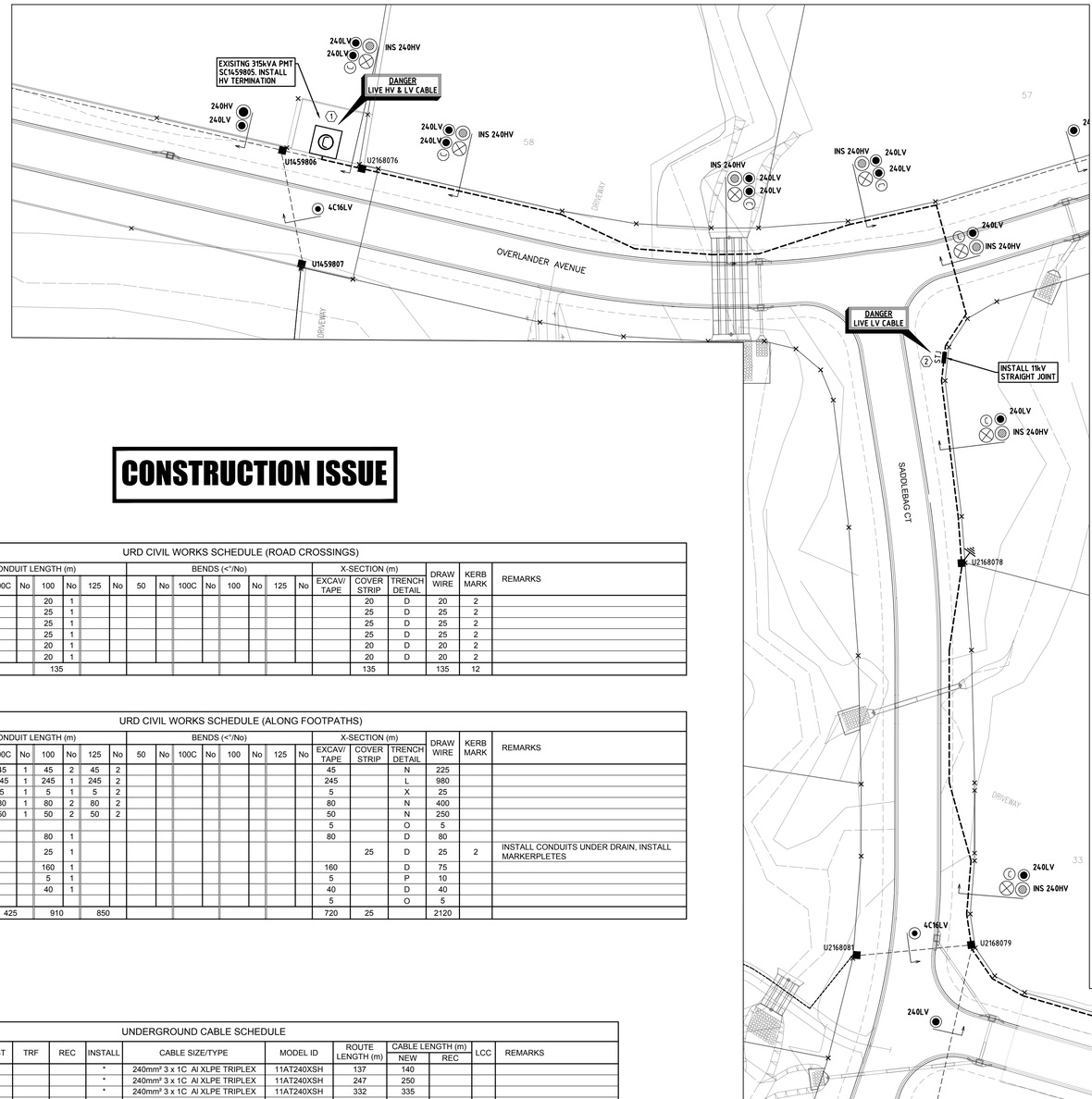

CONSTRUCTION ISSUE

URD CIVIL WORKS SCHEDULE (ROAD CROSSINGS)

LOCATION	STATIONS FROM-TO	CONDUIT LENGTH (m) 50	No	100C	No	100	No	125	No	BENDS (<°/No) 50	No	100C	No	100	No	125	No	X-SECTION (m) EXCAV/ TAPE	COVER STRIP	TRENCH DETAIL	DRAW WIRE	KERB MARK	REMARKS
SWAGMANS RIDGE	4 - 5					20	1												20	D	20	2	
	8 - 9					25	1												25	D	25	2	
	10 - 11					25	1												25	D	25	2	
	13 - 18					25	1												25	D	25	2	
	15 - 16					20	1												20	D	20	2	
CATTLEMANS CRT	19 - 20					20	1												20	D	20	2	
TOTALS						135													135		135	12	

URD CIVIL WORKS SCHEDULE (ALONG FOOTPATHS)

LOCATION	STATIONS FROM-TO	CONDUIT LENGTH (m) 50	No	100C	No	100	No	125	No	BENDS (<°/No) 50	No	100C	No	100	No	125	No	X-SECTION (m) EXCAV/ TAPE	COVER STRIP	TRENCH DETAIL	DRAW WIRE	KERB MARK	REMARKS
SWAGMANS RIDGE	4 - 7			45	1	45	2	45	2									45		N	225		
	7 - 13A			245	1	245	1	245	2									245		L	980		
	13 - 13A	5	1	5	1	5	1	5	2									5		X	25		
	13 - 14			80	1	80	2	80	2									80		N	400		
	14 - 17			50	1	50	2	50	2									50		N	250		
	13A - 13L	5	1															5		O	5		
CATTLEMANS CRT	18 - 21					80	1											80		D	80		
	21 - 22					25	1												25	D	25	2	INSTALL CONDUITS UNDER DRAIN, INSTALL MARKERPLETES
	22 - 23A					160	1											160		D	75		
	23 - 23A	5	1			5	1											5		P	10		
	23 - 25					40	1											40		D	40		
	23A - 23L	5	1															5		O	5		
TOTALS		20		425		910		850										720	25		2120		

UNDERGROUND CABLE SCHEDULE

LOCATION	STATIONS FROM-TO	VOLTS	EXIST	TRF	REC	INSTALL	CABLE SIZE/TYPE	MODEL ID	ROUTE LENGTH (m)	CABLE LENGTH (m) NEW	REC	LCC	REMARKS
OVERLANDER AVENUE	1 - 2	11kV				*	240mm² 3 x 1C Al XLPE TRIPLEX	11AT240XSH	137	140			
SWAGMANS RIDGE	2 - 6	11kV				*	240mm² 3 x 1C Al XLPE TRIPLEX	11AT240XSH	247	250			
	6 - 14	11kV				*	240mm² 3 x 1C Al XLPE TRIPLEX	11AT240XSH	332	335			
	3 - 7	LV				*	240mm² 4C Al XLPE	LVA4240XPV	52	55			
	5 - 7	LV				*	16mm² 4C Cu XLPE	LVC416XPV	57	60			
	7 - 8	LV				*	240mm² 4C Al XLPE	LVA4240XPV	87	90			
	8 - 9	LV				*	16mm² 4C Cu XLPE	LVC416XPV	27	30			
	8 - 10	LV				*	240mm² 4C Al XLPE	LVA4240XPV	57	60			
	10 - 11	LV				*	16mm² 4C Cu XLPE	LVC416XPV	27	30			
	10 - 12	LV				*	240mm² 4C Al XLPE	LVA4240XPV	67	70			
	12 - 13	LV				*	240mm² 4C Al XLPE	LVA4240XPV	42	45			
	13 - 14	LV				*	240mm² 4C Al XLPE	LVA4240XPV	77	80			
	14 - 15	LV				*	240mm² 4C Al XLPE	LVA4240XPV	7	10			
	14 - 19	LV				*	240mm² 4C Al XLPE	LVA4240XPV	107	110			
	15 - 16	LV				*	16mm² 4C Cu XLPE	LVC416XPV	27	30			
	13 - 13L	SL				*	4mm² 2C Cu PVC/PVC	LVC24PVPV	7	10			
CATTLEMANS CRT	19 - 20	LV				*	16mm² 4C Cu XLPE	LVC416XPV	22	25			
	19 - 23	LV				*	240mm² 4C Al XLPE	LVA4240XPV	167	170			
	23 - 24	LV				*	240mm² 4C Al XLPE	LVA4240XPV	7	10			
	24 - 25	LV				*	16mm² 4C Cu XLPE	LVC416XPV	22	25			
	23 - 23L	SL				*	4mm² 2C Cu PVC/PVC	LVC24PVPV	12	15			
TOTALS		11kV					240mm² 3 x 1C Al XLPE TRIPLEX	11AT240XSH		725			
		LV					240mm² 4C Al XLPE	LVA4240XPV		700			
		LV					16mm² 4C Cu XLPE	LVC416XPV		200			
		SL					4mm² 2C Cu PVC/PVC	LVC24PVPV		25			

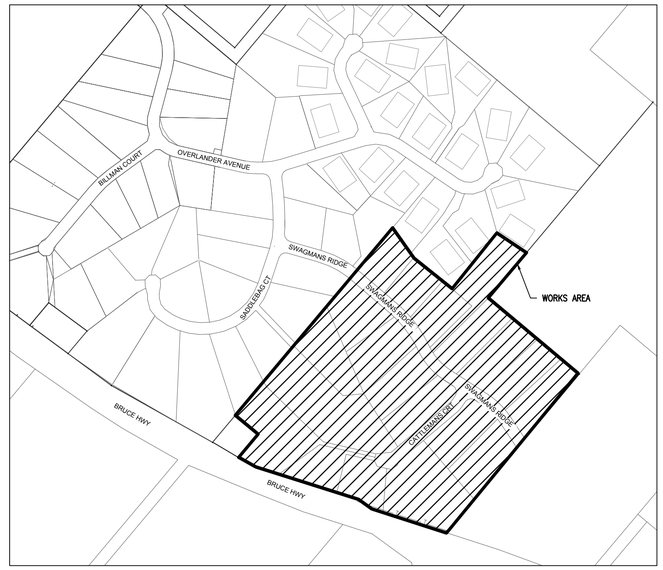

LOCALITY PLAN

N.T.S

STREET LIGHT CERTIFICATION

STREET LIGHTING IS IN ACCORDANCE WITH GYMPIE REGIONAL COUNCIL REQUIREMENTS FOR RURAL RESIDENTIAL DEVELOPMENTS.

ELECTRICAL CERTIFICATION

THIS IS TO CERTIFY THAT THE DESIGN OF ENERGEX RETICULATION IS IN ACCORDANCE WITH ENERGEX DESIGN MANUALS AND WORK CATEGORY SPECIFICATION 47.1 & 47.3 WHERE APPLICABLE.

KRIS BOVEINIS (RPEQ 22272) K Boveinis

DATE 21.10.21

SYMBOL LEGEND

- PROPOSED 50mm S/L
- PROPOSED ENERGEX 100mm COMMS
- PROPOSED 100mm
- PROPOSED 125mm
- EXISTING 40mm S/L
- EXISTING ENERGEX 100mm COMMS
- EXISTING 100mm
- EXISTING 125mm
- PROPOSED CABLE (AS MARKED)
- EXISTING CABLE (AS MARKED)
- PROPOSED UNDERGROUND HV/LV ROUTE
- EXISTING UNDERGROUND HV/LV ROUTE
- PROPOSED OVERHEAD HV/LV ROUTE
- EXISTING OVERHEAD HV/LV ROUTE
- PROPOSED S/L CABLE
- EXISTING S/L CABLE
- PADMOUNT TRANSFORMER
- PMT LV GEOGRAPHIC
- PMT HV GEOGRAPHIC
- RING MAIN UNIT
- RMU HV SCHEMATIC
- PROPOSED SUPPLY PILLAR
- EXISTING SUPPLY PILLAR
- PROPOSED LINK PILLAR
- EXISTING LINK PILLAR
- COMMERCIAL PILLAR
- EARTH
- PROPOSED TYPE 4 PIT
- EXISTING TYPE 4 PIT
- RECOVER EQUIPMENT
- STJ 11kV STRAIGHT JOINT
- OVERHEAD POLE TRANSFORMER
- OVERHEAD POLE (HV ONLY)
- OVERHEAD POLE (LV ONLY)
- OVERHEAD POLE (HV & LV)
- OVERHEAD HV TERMINATION
- OVERHEAD LV TERMINATION
- AIR BREAK SWITCH (OPEN)
- AIR BREAK SWITCH (CLOSED)
- DISCONNECT LINKS (OPEN)
- DISCONNECT LINKS (CLOSED)
- WM WATER METER
- SURVEY PEG

STREET LIGHT SYMBOL LEGEND

- PROPOSED L25 (RATE 2)
- EXISTING L50 (RATE 2)

R	DESCRIPTION	DATE
A	ISSUED FOR ENERGEX & COUNCIL ACCEPTANCE	21.09.21
B	ISSUED FOR CONSTRUCTION	21.10.21

PE CONSULTING ENGINEERS
STREET ADDRESS U14, 39 Lawrence Dr, Nerang QLD 4211
POSTAL ADDRESS PO Box 2835, Nerang DC QLD 4211
TELEPHONE (07) 5596 1425
EMAIL mail@pece.com.au
WEB petereustace.com.au

NORTH

21-0258- 01

SITE CONTACT DETAILS		COUNCIL STANDARD ALIGNMENTS		WORKS COORDINATOR	PETER EUSTACE & ASSOCIATES
NAME		Energex OH	3.0m RP	PARENT PROJECT NO.	
TBC		Energex UG	0.3-0.9m RP	WORK REQUEST NO.	
COMPANY		NBN	REFER NBN		
-		GAS	REFER GAS	LOTS	LOT 63-87
PHONE	-	HP GAS	REFER GAS		
MOBILE	-	WATER	REFER CIVIL	CANCELLING LOTS	LOT 79-SP300760
FAX	-	STORMWATER	REFER CIVIL	LOCAL AUTHORITY	GYMPIE REGIONAL COUNCIL
		SEWERAGE	REFER CIVIL	UBD REF	
		OTHER	REFER CIVIL	PEGGED?	YES

APPROVED	KRIS BOVEINIS
CHECKED	DAVID PRUSS
DESIGNER	ABRAHAM IKORO
PHONE	(07) 5596 1425
PLANNER	DAVID VAN GENT
PHONE	(07) 5596 1425
ISSUE DATE	21 OCTOBER 2021

Peter Eustace & Associates

INSTALL NEW LV CONDUITS, CABLES, PILLARS & STREET LIGHTS

25 LOT SUBDIVISION
CHATSWORTH STAGE 4
OVERLANDER AVE CHATSWORTH

WORKSPLAN VERSION 5.5
SCALE: 1:500@A1
PROJECT / SUB PROJECT NO.
S1301577
Sheet 1 of 4
ISSUE NO: B

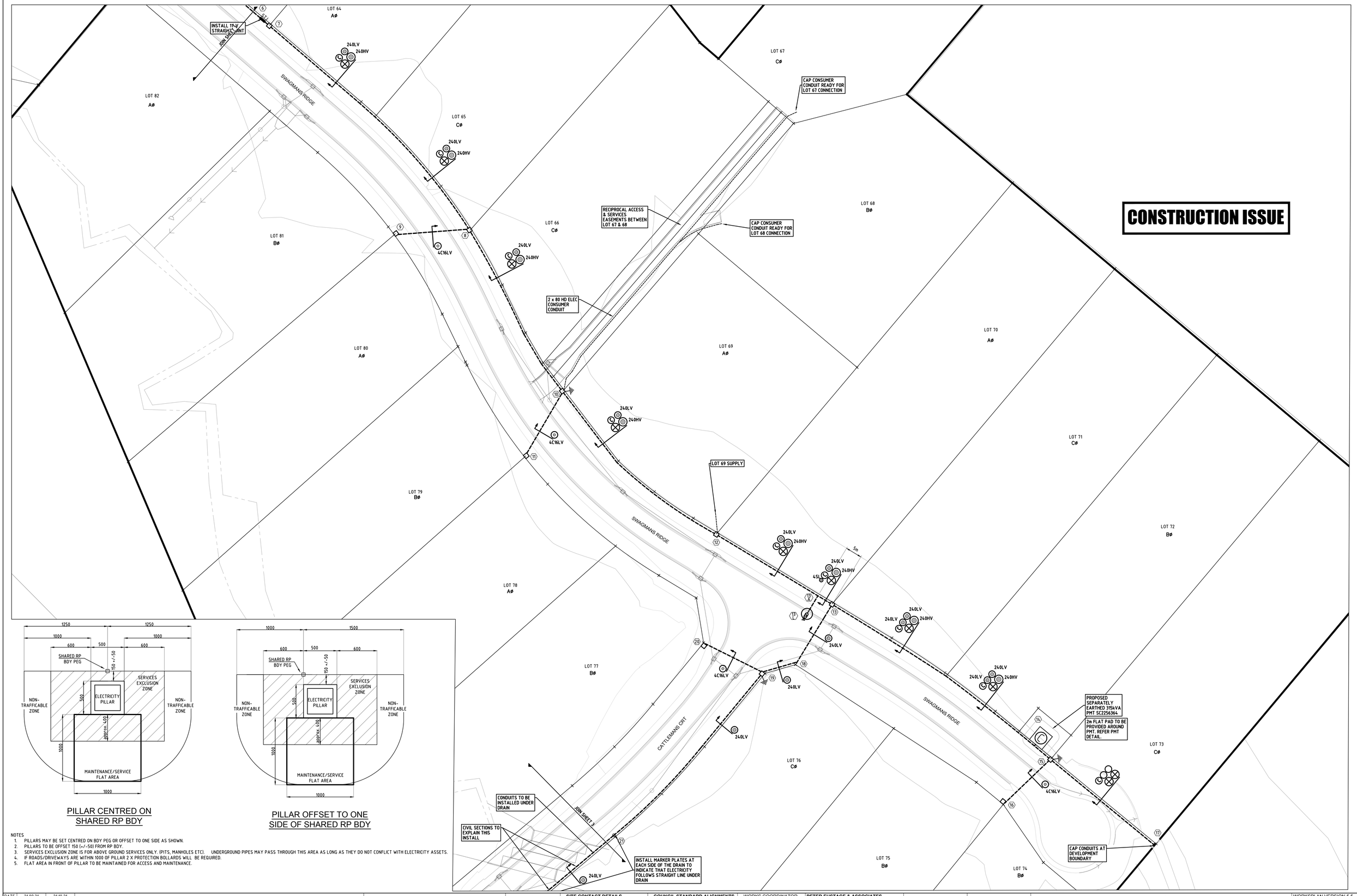

PILLAR CENTRED ON SHARED RP BDY

PILLAR OFFSET TO ONE SIDE OF SHARED RP BDY

NOTES
1. PILLARS MAY BE SET CENTRED ON BDY PEG OR OFFSET TO ONE SIDE AS SHOWN.
2. PILLARS TO BE OFFSET 150 (+/-50) FROM RP BDY.
3. SERVICES EXCLUSION ZONE IS FOR ABOVE GROUND SERVICES ONLY. (PITS, MANHOLES ETC). UNDERGROUND PIPES MAY PASS THROUGH THIS AREA AS LONG AS THEY DO NOT CONFLICT WITH ELECTRICITY ASSETS.
4. IF ROADS/DRIVEWAYS ARE WITHIN 1000 OF PILLAR 2 X PROTECTION BOLLARDS WILL BE REQUIRED.
5. FLAT AREA IN FRONT OF PILLAR TO BE MAINTAINED FOR ACCESS AND MAINTENANCE.

R	DESCRIPTION	DATE
A	ISSUED FOR ENERGEX & COUNCIL ACCEPTANCE	21.09.21
B	ISSUED FOR CONSTRUCTION	21.10.21

PE CONSULTING ENGINEERS
STREET ADDRESS U14, 39 Lawrence Dr, Nerang QLD 4211
POSTAL ADDRESS PO Box 2835, Nerang DC QLD 4211
TELEPHONE (07) 5596 1425
EMAIL mail@pece.com.au
WEB petereustace.com.au

NORTH

21-0258- 02

SITE CONTACT DETAILS		COUNCIL STANDARD ALIGNMENTS		WORKS COORDINATOR	PETER EUSTACE & ASSOCIATES
NAME		Energex OH	3.0m RP	PARENT PROJECT NO.	
TBC		Energex UG	0.3-0.9m RP	WORK REQUEST NO.	
COMPANY		NBN	REFER NBN		
-		GAS	REFER GAS	LOTS	LOT 63-87
PHONE	-	HP GAS	REFER GAS		
MOBILE	-	WATER	REFER CIVIL	CANCELLING LOTS	LOT 79-SP300760
FAX	-	STORMWATER	REFER CIVIL	LOCAL AUTHORITY	GYMPIE REGIONAL COUNCIL
		SEWERAGE	REFER CIVIL	UBD REF	
		OTHER	REFER CIVIL	PEGGED?	YES

APPROVED	KRIS BOVEINIS
CHECKED	DAVID PRUSS
DESIGNER	ABRAHAM IKORO
PHONE	(07) 5596 1425
PLANNER	DAVID VAN GENT
PHONE	(07) 5596 1425
ISSUE DATE	21 OCTOBER 2021

Peter Eustace & Associates

INSTALL NEW LV CONDUITS, CABLES, PILLARS & STREET LIGHTS

25 LOT SUBDIVISION
CHATSWORTH STAGE 4
OVERLANDER AVE CHATSWORTH

WORKSPLAN VERSION 5.5
SCALE: 1:500@A1
PROJECT / SUB PROJECT NO.
S1301577
Sheet 2 of 4
ISSUE NO: B

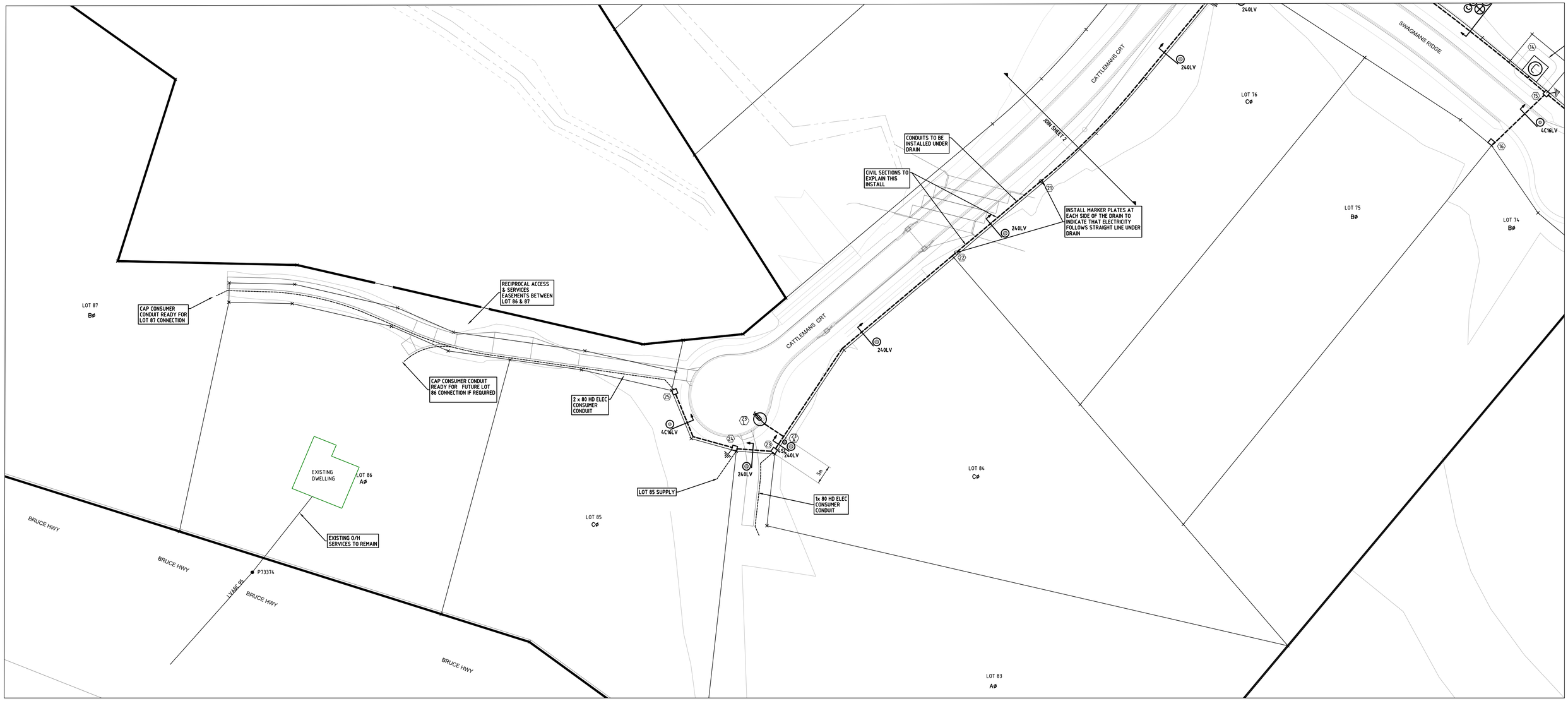

EQUIPMENT SCHEDULE

LOCATION	STN No	SITE I.D.	EXIST	REC	INSTALL	SIZE & DESCRIPTION	IIN	COMP ID	PLANT No.	MODEL ID	QTY	LCC	REMARKS
OVERLANDER AV	1	SC1459805	*			EXISTING 315kVA PMT		EX		EX	EX		
					*	11kV TERMINATION				1CFCS9524XLG	1		
SADDLEBAG CT	2	U2256404			*	11kV STRAIGHT JOINT [240-240]		SJ1		11ST24/24X	1		
SWAGMANS RIDGE	3	LP2168090	*			LINK PILLAR (240-240 6F)		LP1		EX	EX		
					*	240 LUG SET				LVSPL240	1		
			*			EARTH				EX	EX		
	5	U2256355			*	SUPPLY PILLAR (16 6F)		PI1		LVSP12-6	1		
	6	U2256356			*	11kV STRAIGHT JOINT [240-240]		SJ1		11ST24/24X	1		
	7	U2256357			*	SUPPLY PILLAR (240-240-16 6F)		PI1		LVSP4-6	1		
	8	U2256358			*	SUPPLY PILLAR (240-240-16 6F)		PI1		LVSP4-6	1		
	9	U2256359			*	SUPPLY PILLAR (16 6F)		PI1		LVSP12-6	1		
	10	U2256360			*	SUPPLY PILLAR (240-240-16 6F)		PI1		LVSP4-6	1		
					*	EARTH				ASSY1011-2	1		
	11	U2256361			*	SUPPLY PILLAR (16 6F)		PI1		LVSP12-6	1		
	12	U2256362			*	SUPPLY PILLAR (240-240 6F)		PI1		LVSP4-6	1		
	13	U2256363			*	SUPPLY PILLAR (240-240 7F)		PI1		LVSP4-6S	1		
	14	SC2256364			*	315kVA PADMOUNT TRANSFORMER		TR1		S25117	1		
					*	CULVERT & BASE				C & B	1		
					*	PMT INSTALLATION				PMTINSTALL	1		
					*	PMT COMMISSION				PMTCOM	1		
					*	HV FUSES				DSHVF3SLK	1		
					*	LV FUSES				DSLVF31	3		
					*	HV TERMINATIONS				2DBSTA24D	1		
					*	LV TERMINATIONS				LTSA24D	3		
					*	SEPARATE EARTHING				DSPMSEGS	1		
	15	U2256365			*	SUPPLY PILLAR (240-16 6F)		PI1		LVSP2-6	1		
					*	EARTH				ASSY1011-2	1		
	16	U2256366			*	SUPPLY PILLAR (16 6F)		PI1		LVSP12-6	1		
CATTLEMANS CRT	19	U2256367			*	SUPPLY PILLAR (240-240 6F)		PI1		LVSP4-6	1		
					*	EARTH				ASSY1011-2	1		
	20	U2256368			*	SUPPLY PILLAR (16 6F)		PI1		LVSP12-6	1		
	23	U2256369			*	SUPPLY PILLAR (240-240 7F)		PI1		LVSP4-6S	1		
	24	U2256370			*	SUPPLY PILLAR (240-16 6F)		PI1		LVSP2-6	1		
					*	EARTH				ASSY1011-2	1		
	25	U2256371			*	SUPPLY PILLAR (16 6F)		PI1		LVSP12-6	1		

CONSTRUCTION ISSUE

RATE 2 STREETLIGHT SCHEDULE

LOCATION	STN No	SITE ID (POLE No)	POLE or COMPONENTS						LANTERN									OUTREACH BRACKET				MOUNT HEIGHT (m)	REMARKS
			COMP ID	EXIST (m)	REC (m)	ERECT (m)	SLM or IIN	ALIGN (m)	COMP ID	EXIST	RECOVER LUMIN	RECOVER CUST	DATE DE-ENERG	ERECT LUMIN	ERECT CUST	DATE ENERG	SLM or IIN	EXIST (m)	REC (m)	ERECT (m)	SLM or IIN		
SWAGMANS RIDGE	13L	P2256372	PO 1			5.5 BPM	SB75115CI	0.8 BOK	SL 1					L50	GYMP		SLEDPH0509A			1.5		7.5	
CATTTLEMANS CRT	23L	P2256374	PO 1			4.5 BPM	SLNOS1CI	0.8 BOK	SL 1					L25	GYMP		SLEDGL02501					5.1	

DATE	21.09.21	21.10.21
R	A	B
DESCRIPTION	ISSUED FOR ENERGEX & COUNCIL ACCEPTANCE	ISSUED FOR CONSTRUCTION

PE CONSULTING ENGINEERS
STREET ADDRESS U14, 39 Lawrence Dr, Nerang QLD 4211
POSTAL ADDRESS PO Box 2835, Nerang DC QLD 4211
TELEPHONE (07) 5596 1425
EMAIL mail@pece.com.au
WEB petereustace.com.au

NORTH

21-0258- 03

SITE CONTACT DETAILS		COUNCIL STANDARD ALIGNMENTS		WORKS COORDINATOR	PETER EUSTACE & ASSOCIATES
NAME		Energex OH	3.0m RP	PARENT PROJECT NO.	
TBC		Energex UG	0.3-0.9m RP	WORK REQUEST NO.	
COMPANY		NBN	REFER NBN		
-		GAS	REFER GAS	LOTS	LOT 63-87
PHONE	-	HP GAS	REFER GAS		
MOBILE	-	WATER	REFER CIVIL	CANCELLING LOTS	LOT 79-SP300760
FAX	-	STORMWATER	REFER CIVIL	LOCAL AUTHORITY	GYMPIE REGIONAL COUNCIL
		SEWERAGE	REFER CIVIL	UBD REF	
		OTHER	REFER CIVIL	PEGGED?	YES

APPROVED	KRIS BOVEINIS
CHECKED	DAVID PRUSS
DESIGNER	ABRAHAM IKORO
PHONE	(07) 5596 1425
PLANNER	DAVID VAN GENT
PHONE	(07) 5596 1425
ISSUE DATE	21 OCTOBER 2021

Peter Eustace & Associates

INSTALL NEW LV CONDUITS, CABLES, PILLARS & STREET LIGHTS

25 LOT SUBDIVISION
CHATSWORTH STAGE 4
OVERLANDER AVE CHATSWORTH

WORKSPLAN VERSION 5.5
SCALE: N.T.S.
PROJECT / SUB PROJECT NO.
S1301577
Sheet 3 of 4
ISSUE NO: B

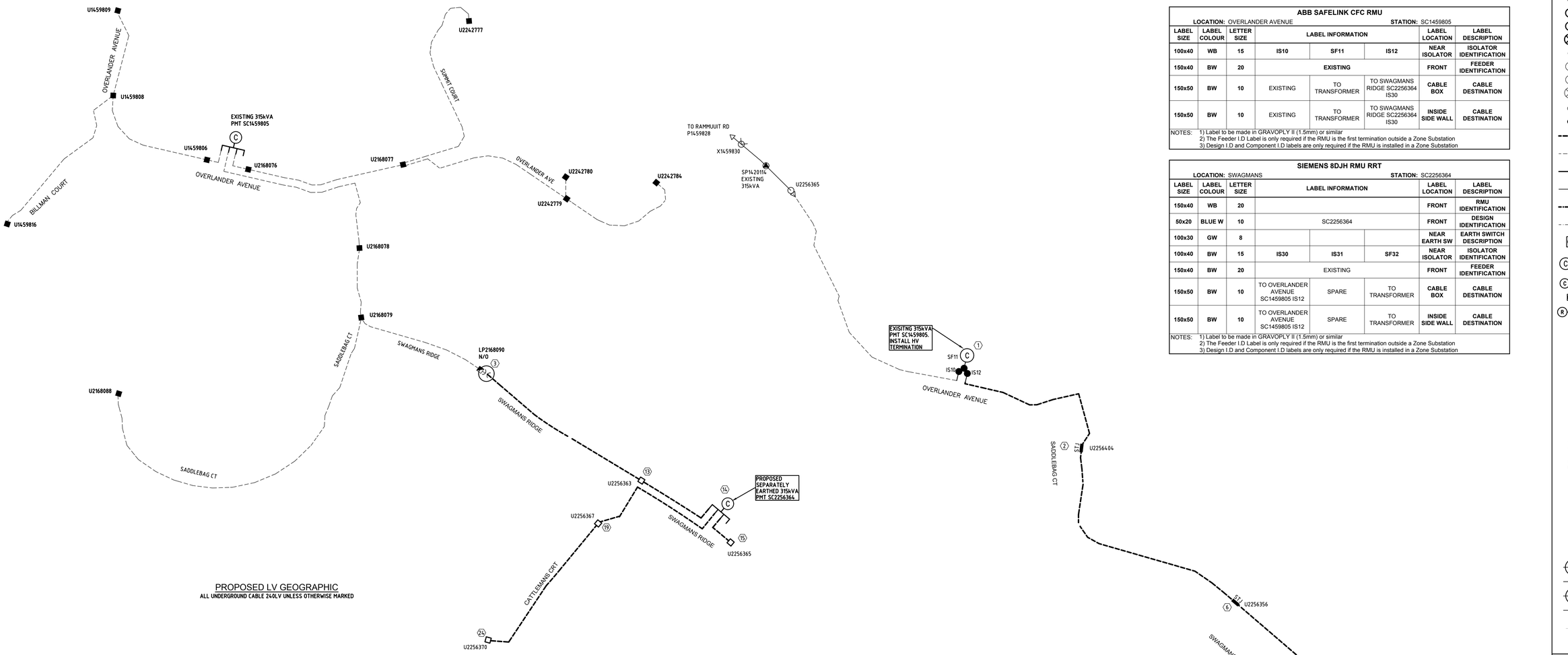

PROPOSED LV GEOGRAPHIC

ALL UNDERGROUND CABLE 240LV UNLESS OTHERWISE MARKED

PROPOSED HV GEOGRAPHIC

11kV FEEDER GYN13A

ABB SAFELINK CFC RMU

LOCATION: OVERLANDER AVENUE **STATION:** SC1459805

LABEL SIZE	LABEL COLOUR	LETTER SIZE	LABEL INFORMATION			LABEL LOCATION	LABEL DESCRIPTION
100x40	WB	15	IS10	SF11	IS12	NEAR ISOLATOR	ISOLATOR IDENTIFICATION
150x40	BW	20	EXISTING			FRONT	FEEDER IDENTIFICATION
150x50	BW	10	EXISTING	TO TRANSFORMER	TO SWAGMANS RIDGE SC2256364 IS30	CABLE BOX	CABLE DESTINATION
150x50	BW	10	EXISTING	TO TRANSFORMER	TO SWAGMANS RIDGE SC2256364 IS30	INSIDE SIDE WALL	CABLE DESTINATION

NOTES: 1) Label to be made in GRAVOPLY II (1.5mm) or similar
2) The Feeder I.D Label is only required if the RMU is the first termination outside a Zone Substation
3) Design I.D and Component I.D labels are only required if the RMU is installed in a Zone Substation

SIEMENS 8DJH RMU RRT

LOCATION: SWAGMANS **STATION:** SC2256364

LABEL SIZE	LABEL COLOUR	LETTER SIZE	LABEL INFORMATION			LABEL LOCATION	LABEL DESCRIPTION
150x40	WB	20				FRONT	RMU IDENTIFICATION
50x20	BLUE W	10	SC2256364			FRONT	DESIGN IDENTIFICATION
100x30	GW	8				NEAR EARTH SW	EARTH SWITCH DESCRIPTION
100x40	BW	15	IS30	IS31	SF32	NEAR ISOLATOR	ISOLATOR IDENTIFICATION
150x40	BW	20	EXISTING			FRONT	FEEDER IDENTIFICATION
150x50	BW	10	TO OVERLANDER AVENUE SC1459805 IS12	SPARE	TO TRANSFORMER	CABLE BOX	CABLE DESTINATION
150x50	BW	10	TO OVERLANDER AVENUE SC1459805 IS12	SPARE	TO TRANSFORMER	INSIDE SIDE WALL	CABLE DESTINATION

NOTES: 1) Label to be made in GRAVOPLY II (1.5mm) or similar
2) The Feeder I.D Label is only required if the RMU is the first termination outside a Zone Substation
3) Design I.D and Component I.D labels are only required if the RMU is installed in a Zone Substation

SYMBOL LEGEND

- PROPOSED 50mm S/L
- PROPOSED ENERGEX 100mm COMMS
- PROPOSED 100mm
- PROPOSED 125mm
- EXISTING 40mm S/L
- EXISTING ENERGEX 100mm COMMS
- EXISTING 100mm
- EXISTING 125mm
- PROPOSED CABLE (AS MARKED)
- EXISTING CABLE (AS MARKED)
- PROPOSED UNDERGROUND HV/LV ROUTE
- EXISTING UNDERGROUND HV/LV ROUTE
- PROPOSED OVERHEAD HV/LV ROUTE
- EXISTING OVERHEAD HV/LV ROUTE
- PROPOSED S/L CABLE
- EXISTING S/L CABLE
- PADMOUNT TRANSFORMER
- PMT LV GEOGRAPHIC
- PMT HV GEOGRAPHIC
- RING MAIN UNIT
- RMU HV SCHEMATIC
- PROPOSED SUPPLY PILLAR
- EXISTING SUPPLY PILLAR
- PROPOSED LINK PILLAR
- EXISTING LINK PILLAR
- COMMERCIAL PILLAR
- EARTH
- PROPOSED TYPE 4 PIT
- EXISTING TYPE 4 PIT
- RECOVER EQUIPMENT
- STJ 11kV STRAIGHT JOINT
- OVERHEAD POLE TRANSFORMER
- OVERHEAD POLE (HV ONLY)
- OVERHEAD POLE (LV ONLY)
- OVERHEAD POLE (HV & LV)
- OVERHEAD HV TERMINATION
- OVERHEAD LV TERMINATION
- AIR BREAK SWITCH (OPEN)
- AIR BREAK SWITCH (CLOSED)
- DISCONNECT LINKS (OPEN)
- DISCONNECT LINKS (CLOSED)
- WATER METER
- SURVEY PEG

STREET LIGHT SYMBOL LEGEND

- PROPOSED L25 (RATE 2)
- EXISTING L50 (RATE 2)

NEW STYLE LINK PILLAR

LOCATION: SWAGMANS RIDGE **STATION:** LP2168090

CIRCUIT No.	LABEL SIZE	LABEL COLOUR	LETTER SIZE	LABEL INFORMATION
1 (LHS)	150x50	WB	5	EXISTING
2 (RHS)	150x50	WB	5	TO SWAGMANS RIDGE SC2256364 & SERVICES

MATERIAL: GRAVOPLY II (1.5mm) or similar

PMT LV SWBD - SWITCH FUSE CIRCUITS

LOCATION: SWAGMANS RIDGE **STATION:** SC2256364

CIRCUIT No.	LABEL SIZE	LABEL COLOUR	LETTER SIZE	LABEL INFORMATION
TFMR ISOLATOR	80 x 35	WB	6	TRANSFORMER
1	80 x 35	WB	5	TO SWAGMANS RIDGE U2256363 (DIRECT) / SWAGMANS RIDGE LP2168090 & SERVICES
2	80 x 35	WB	5	TO CATTLEMANS CRT U2256367 (DIRECT) / CATTLEMANS CRT U2256370 & SERVICES
3	80 x 35	WB	5	TO SWAGMANS RIDGE U2256365 (DIRECT)
4	80 x 35	WB	5	SPARE

MATERIAL: GRAVOPLY II (1.5mm) or similar

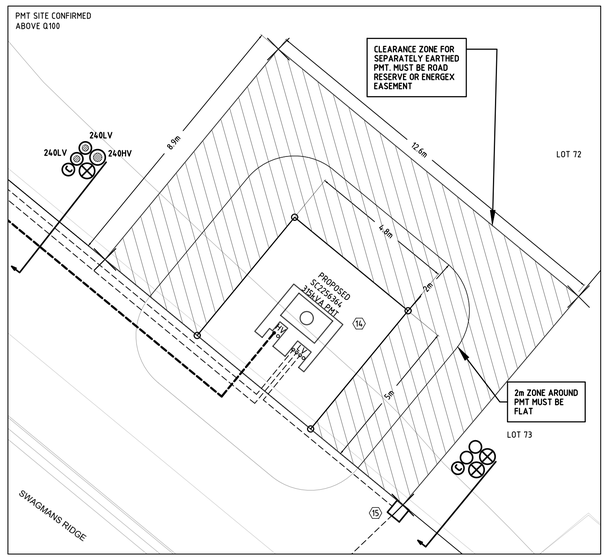

SC2256364 TRANSFORMER DETAIL

1:100@A1

PROPOSED COMMISSIONING SCHEDULE

TENTATIVE ONLY SUBJECT TO AMENDMENT BY SWITCHING CO-ORDINATOR

ITEM No	LOCATION	APPARATUS	ACTION
	COMMISSION NEW PMT - LV AND HV SWITCHING		
1	ADVISE CONTRACT SUPERVISOR SWITCHING TO COMMENCE		
2	RECEIVE CLEARANCE FROM WORK CREWS ALL WORK COMPLETED		
3	NOTIFY ALL WORK CREWS TREAT PILLARS AS LIVE		
4	OVERLANDER AVE SC1459805	IS12	CHECK OPEN
5	SWAGMANS RIDGE & CATTLEMANS CRT	NEW EQUIPMENT	CONNECT & MAKE READY
6	OVERLANDER AVE SC1459805	IS12	CLOSE
7	SWAGMANS RIDGE	SC2256364	COMMISSION
8	SWAGMANS RIDGE & CATTLEMANS CRT	NEW LV EQUIPMENT	COMMISSION & TEST
9	ADVISE CONTRACT SUPERVISOR SWITCHING COMPLETE		

CONSTRUCTION ISSUE

R	DESCRIPTION	DATE
A	ISSUED FOR ENERGEX & COUNCIL ACCEPTANCE	21.09.21
B	ISSUED FOR CONSTRUCTION	21.10.21

PE CONSULTING ENGINEERS
STREET ADDRESS: U14, 39 Lawrence Dr, Nerang QLD 4211
POSTAL ADDRESS: PO Box 2835, Nerang DC QLD 4211
TELEPHONE (07) 5596 1425
EMAIL mail@pecse.com.au
WEB petereustace.com.au

NORTH

21-0258- 04

SITE CONTACT DETAILS		COUNCIL STANDARD ALIGNMENTS		WORKS COORDINATOR	PETER EUSTACE & ASSOCIATES
NAME		Energex OH	3.0m RP	PARENT PROJECT NO.	
TBC		Energex UG	0.3-0.9m RP	WORK REQUEST NO.	
COMPANY		NBN	REFER NBN		
-		GAS	REFER GAS	LOTS	LOT 63-87
PHONE	-	HP GAS	REFER GAS		
MOBILE	-	WATER	REFER CIVIL	CANCELLING LOTS	LOT 79-SP300760
FAX	-	STORMWATER	REFER CIVIL	LOCAL AUTHORITY	GYMPIE REGIONAL COUNCIL
		SEWERAGE	REFER CIVIL	UBD REF	
		OTHER	REFER CIVIL	PEGGED?	YES

APPROVED	KRIS BOVEINIS	Peter Eustace & Associates
CHECKED	DAVID PRUSS	INSTALL NEW LV CONDUITS, CABLES, PILLARS & STREET LIGHTS
DESIGNER	ABRAHAM IKORO	25 LOT SUBDIVISION CHATSWORTH STAGE 4 OVERLANDER AVE CHATSWORTH
PHONE	(07) 5596 1425	
PLANNER	DAVID VAN GENT	
PHONE	(07) 5596 1425	
ISSUE DATE	21 OCTOBER 2021	

WORKSPLAN VERSION 5.5

SCALE: N.T.S.

PROJECT / SUB PROJECT NO.

S1301577

Sheet 4 of 4

ISSUE NO: B